

## GET-100A Gravity Hinge

### Features

- Inward opening
- Self-opening/closing with gravity mechanism
- Able to choose the setting of the hinge for self-opening or self-closing by changing the direction of the bushing

### Material

- Stainless steel 304, satin finish

### Notes

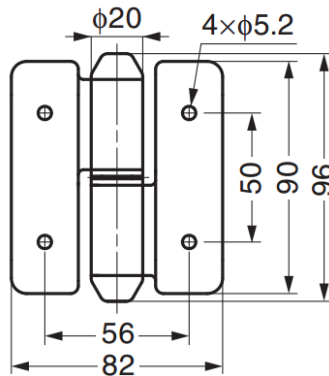
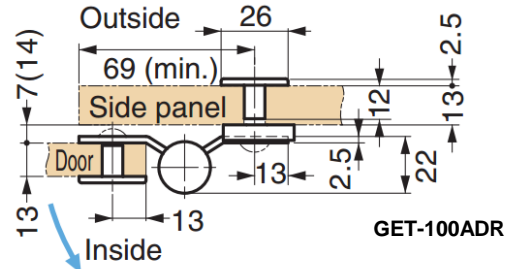
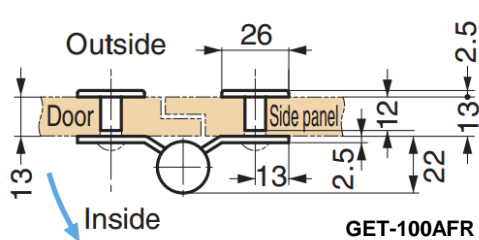
- 3 pcs in 1 set required for 1 door
- Spacer GET-100-S13 included
- Spacer GET-100-S13 is also available for separate additional purchase if required to double the gap between the door and side panel

### Recommended Screw

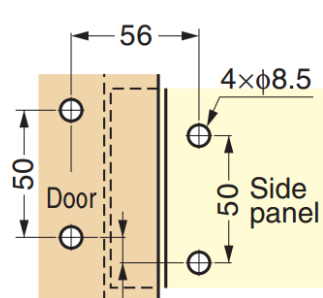
- Hexagon top bolt



Type	Spacer	Door Thickness		Side Panel Thickness		
		13	16	13	16	20
GET-100AF	—	M5×10	M5×12	M5×10	M5×12	M5×16
GET-100AD	Parts Included	M5×10	M5×12	M5×14	M5×16	M5×20
	Option (GET-100-S13)	M5×10	M5×12	M5×20	M5×25	M5×25

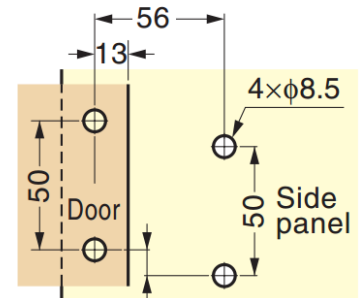


### Cut Out Dimensions (at closed position)



0 for self-closing setting  
6 for self-opening setting

**GET-100AFR**



0 for self-closing setting  
6 for self-opening setting

**GET-100ADR**

### Body

Part No.	Type
GET-100AFR	Right
GET-100AFL	Left
GET-100ADR	Right
GET-100ADL	Left

### Additional Spacer (Sold Separately)

Part No.
GET-100-S13